



# Polynt Group

## Leading Specialty Chemical Player

---

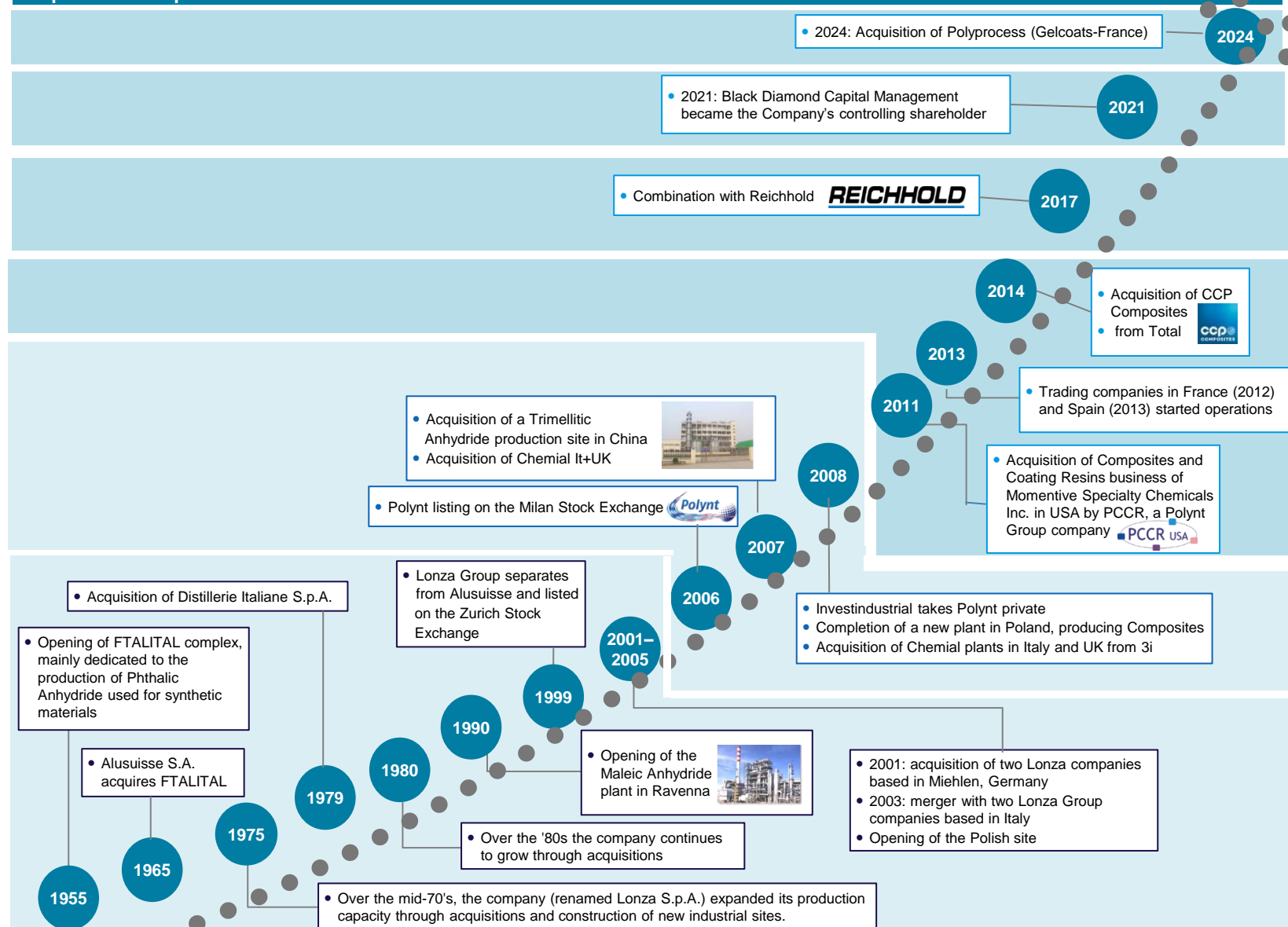
2024 Financial Information



# Polynt: 70 years of success in the chemicals industry

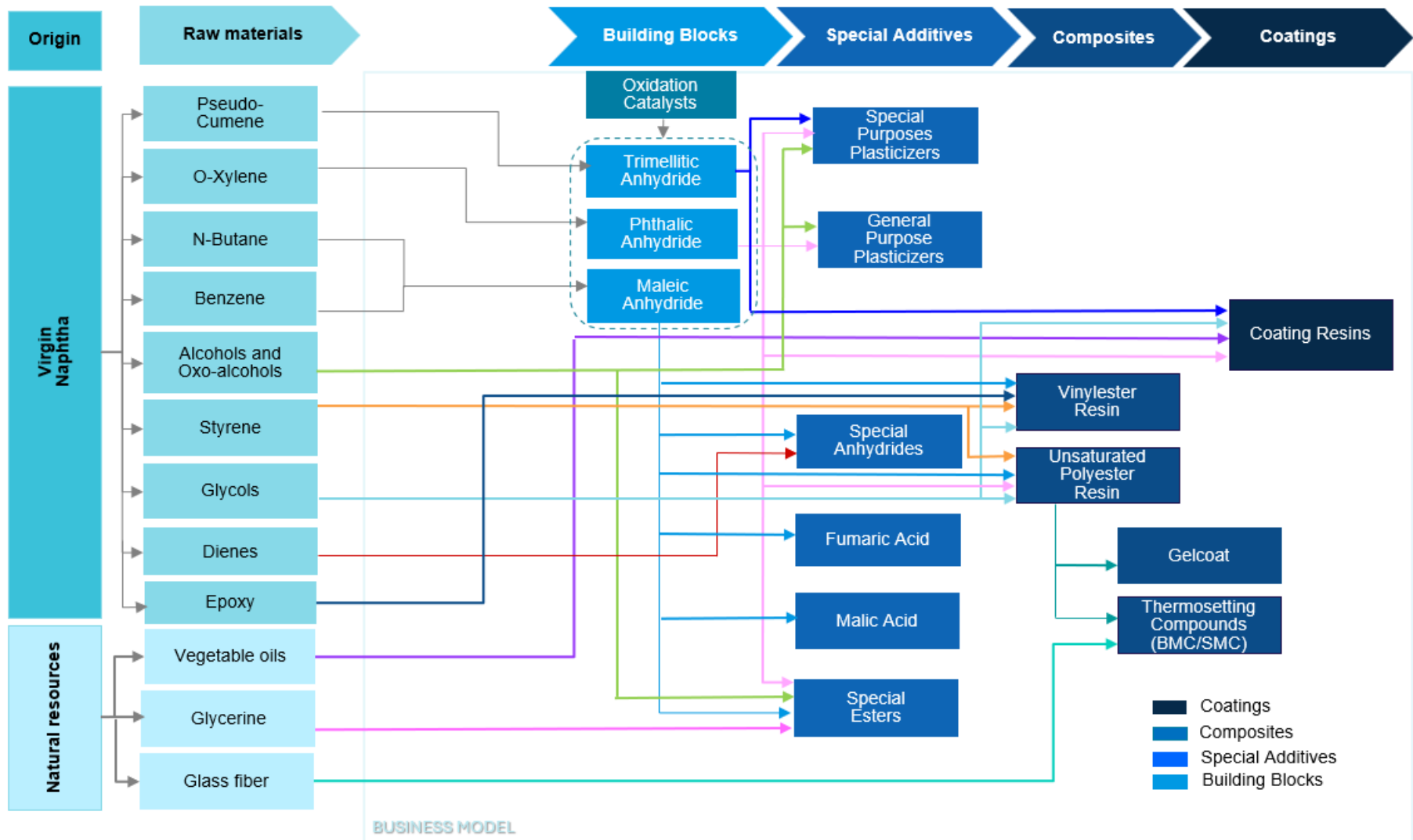
## Corporate development timeline

Since Polynt was independent, non-stop growth through M&A and greenfield investments to become the global leader in Composites and a major player in the Specialty Additives & Building Blocks business.

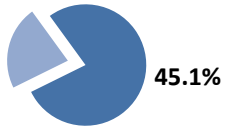

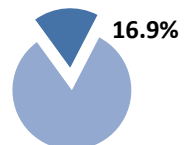
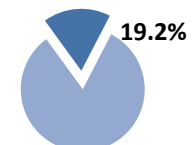


Historical development of product portfolio under Swiss corporations control

# Integrated business model



# Product families overview

	Composite Formulations	Composite Solutions	Coating Resins	Specialty Additives & Building Blocks
Products	Specialty Formulations, High-Performance Formulations, Conventional Formulations	Protective Coatings, Vinyl Esters, Compounds, Bonding Pastes	Coating Resins	SPP, GPP, Special Anhydrides, THPA, THPI, Special Esters, Malic Acid, Triacetin, Fumaric Acid, Catalyst, MA, PA, TMA
% of total revenue	<b>Revenue 2024: €974,8<sup>1</sup></b> 	<b>Revenue 2024: € 386,1 mm<sup>1</sup></b> 	<b>Revenue 2024: € 365,2 mm<sup>1</sup></b> 	<b>Revenue 2024: € 414,7 mm<sup>1</sup></b> 
Product highlights	<ul style="list-style-type: none"> <li>Tailored/high spec formulations with superior performance characteristics vs. legacy materials</li> <li>Used across a broad range of end-markets in applications with multiple performance requirements</li> <li>Used either directly or as a raw material within certain Composites Solutions products</li> </ul>	<ul style="list-style-type: none"> <li>High- value, differentiated downstream composite products used in specialty applications</li> <li>Formulations have superior performance characteristics (strength, durability, scratch resistance, appearance)</li> <li>Customisation, innovation, quality and service are distinctive features</li> </ul>	<ul style="list-style-type: none"> <li>Broad portfolio of performance, industrial &amp; architectural coatings used as protective layers &amp; barriers</li> <li>Key technologies include specialty alkyds, liquid polyester resins and other fast-growing specialties</li> <li>Desired solution for applications requiring high performance without compromising on appearance</li> </ul>	<ul style="list-style-type: none"> <li>Organic anhydrides and derivatives (special purpose plasticisers, specialty esters and curing agents)</li> <li>Proprietary processes and technology creates a distinct competitive advantage</li> <li>Unique value chain position with Polynt only producer back-integrated into key building blocks</li> </ul>

Source: Group information

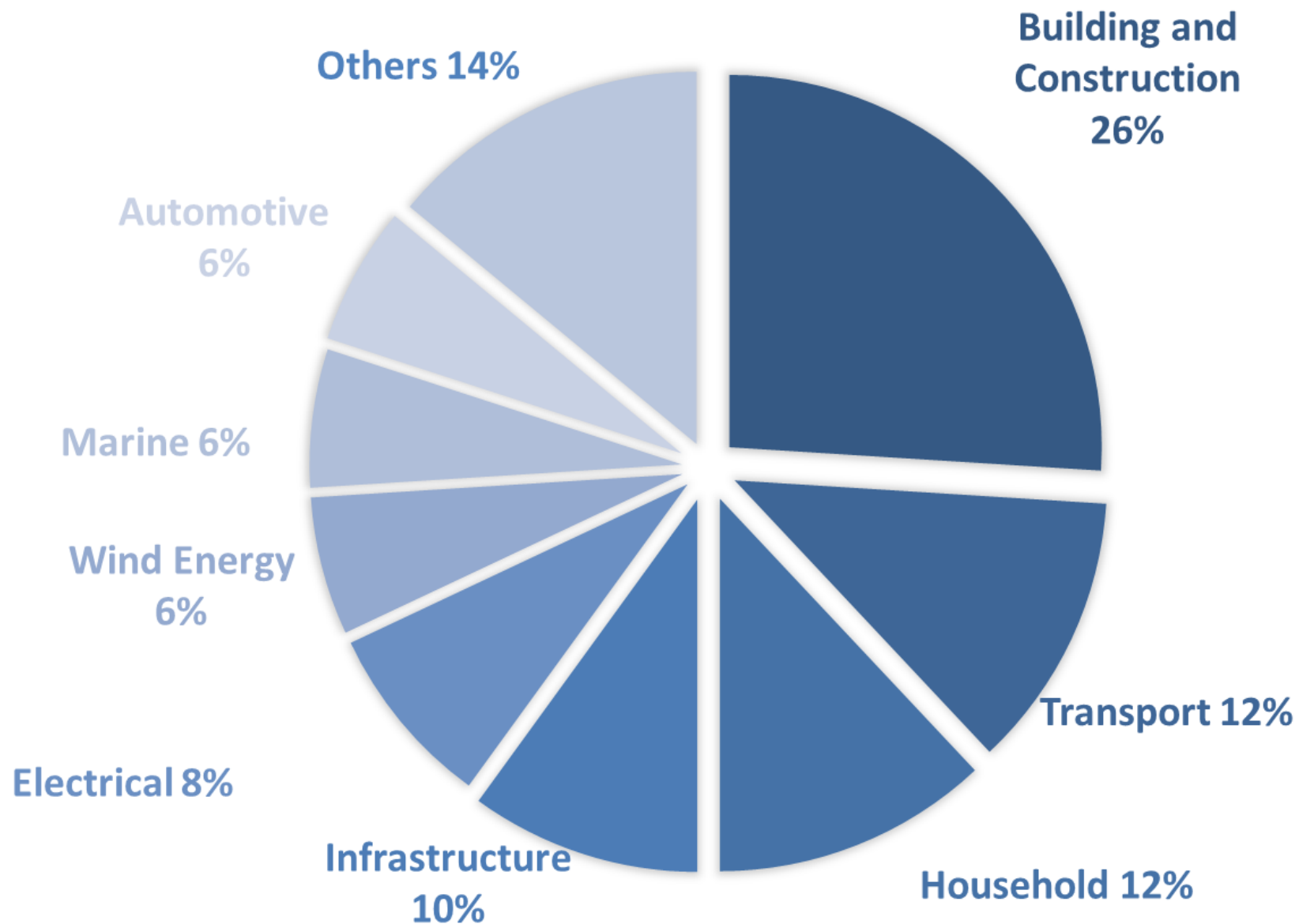
**Notes:**

<sup>1</sup> Based on Polynt combined financials, internal consumption excluded

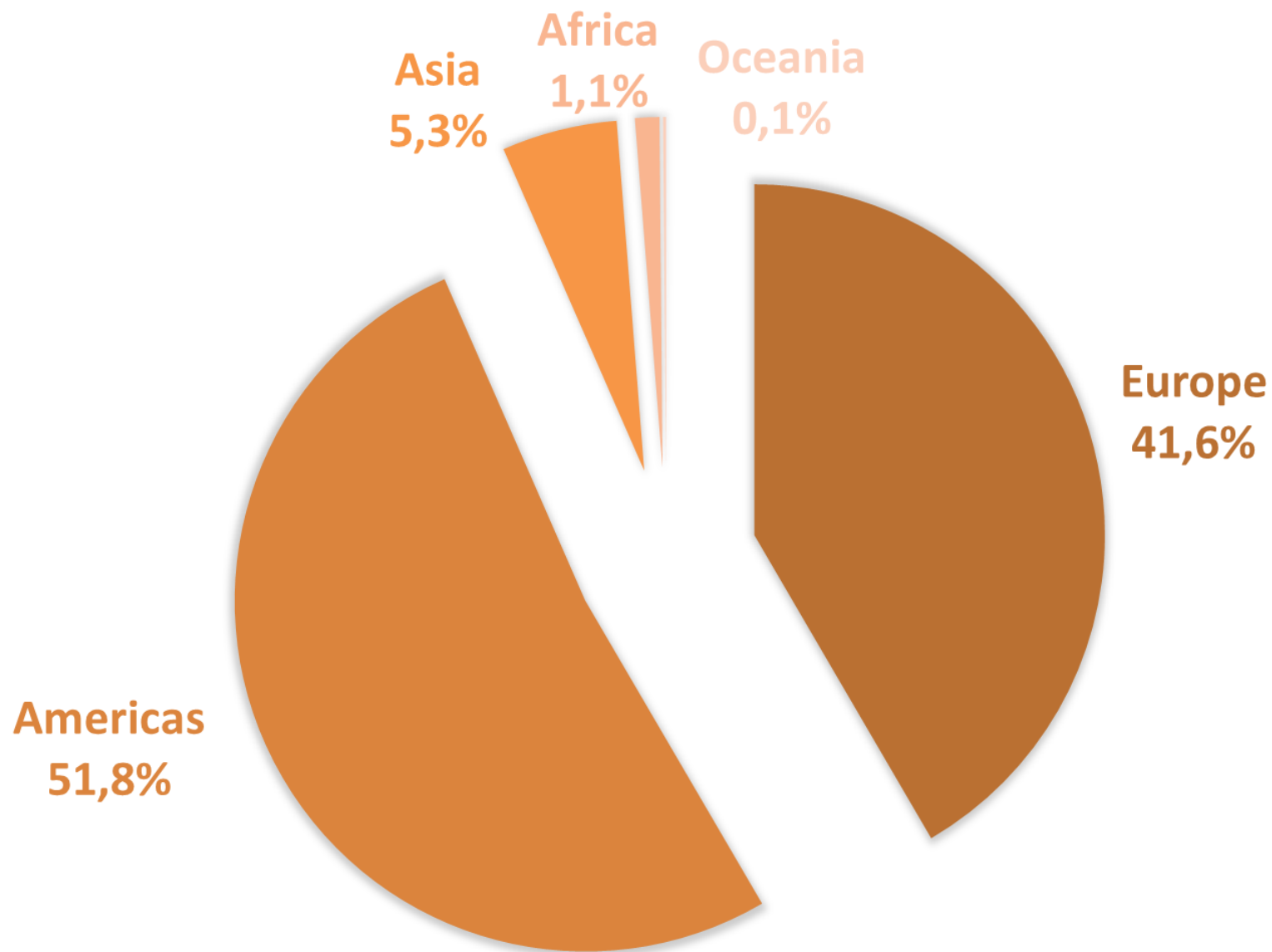
# Among leading global players

	Composite Formulations	Composite Solutions	Coating Resins	Specialty Additives & Building Blocks
Position	<p><b>#1</b> Globally</p>	<p><b>Protective Coatings</b></p> <p><b>#1</b> Globally</p> <p><b>Compounds</b></p> <p><b>#1</b> in Europe</p> <p><b>Vinyl Esters &amp; Bonding Pastes</b></p> <p><b>#2</b> Globally</p>	<p><b>Alkyds</b></p> <p><b>#1</b> Globally</p> <p><b>Liquid Polyester resins</b></p> <p><b>#1</b> Globally</p>	<p><b>Special Purpose Plasticisers/Catalysts/TMA</b></p> <p><b>#1</b> in Europe and North America</p> <p><b>Specialty Curing Agents</b></p> <p><b>#1</b> In Europe and North America</p> <p><b>Specialty Esters</b></p> <p><b>#1</b> In Europe</p>
Competitors	<p>Among others</p> <ul style="list-style-type: none"> <li>• AOC</li> <li>• ALTA</li> <li>• Scott Bader</li> <li>• Interplastic</li> </ul>	<p>Among others</p> <ul style="list-style-type: none"> <li>• AOC</li> <li>• ALTA</li> <li>• Interplastic</li> <li>• Scott Bader</li> <li>• Menzolit</li> <li>• IDI Composites International</li> </ul>	<p>Among others</p> <ul style="list-style-type: none"> <li>• Arkema</li> <li>• Allnex</li> </ul>	<p>Among others:</p> <ul style="list-style-type: none"> <li>• Dixie</li> <li>• Aurorium</li> <li>• Valtris</li> <li>• Lindau Chemicals</li> </ul>

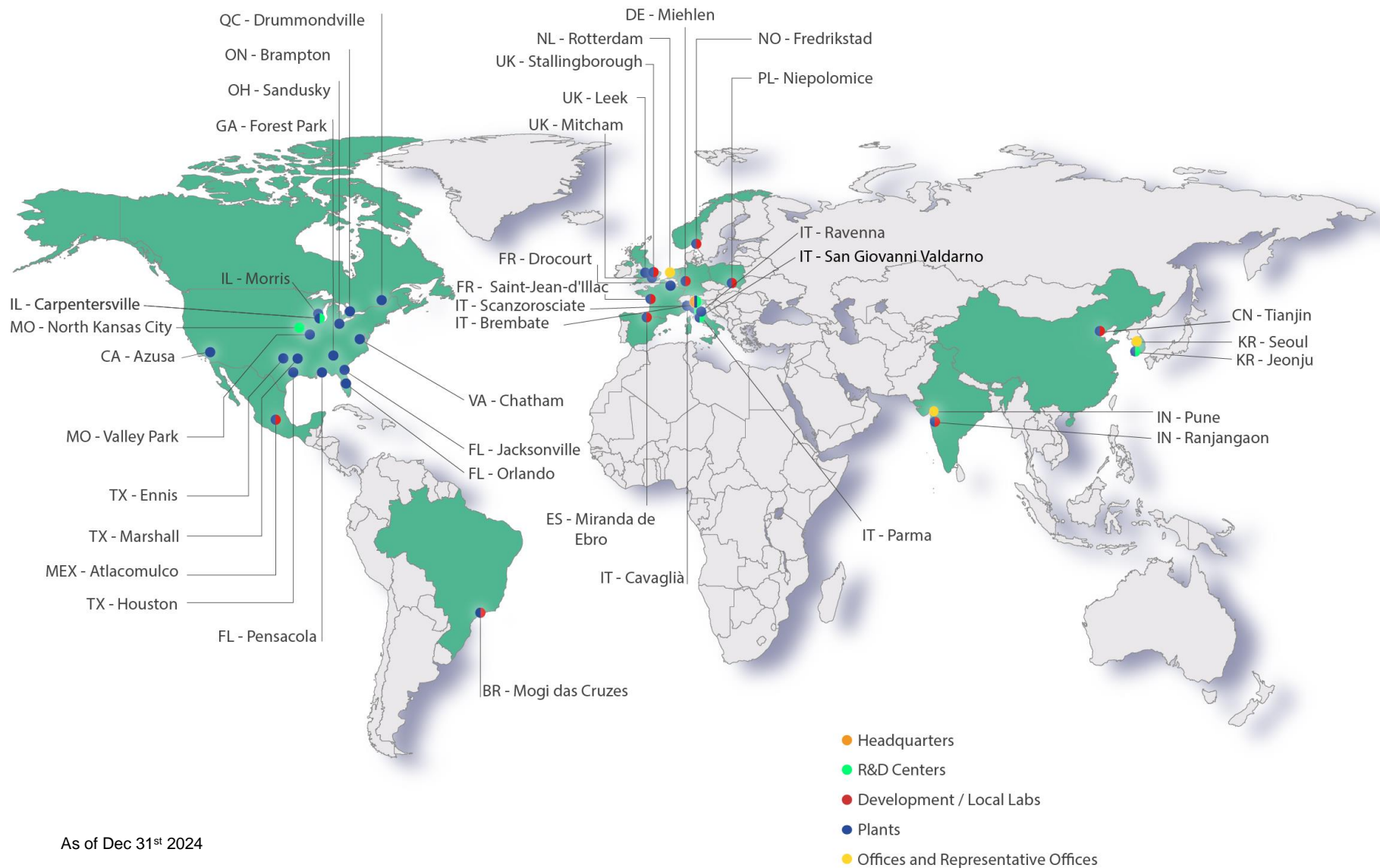
## Revenues breakdown by end market



## Sales by geography



# Truly global participant, with presence in the Americas, Europe and Asia



As of Dec 31<sup>st</sup> 2024



## Financial highlights

	Actual 2022	Actual 2023	Actual 2024
<b>Volumes sold to third parties</b> (Ktons)	<b>870</b>	<b>786</b>	<b>757</b>
<b>Revenues</b> (€m)	<b>2,980</b>	<b>2,389</b>	<b>2,162</b>
<b>EBITDA</b> (€m)	<b>642</b>	<b>548</b>	<b>476</b>
<b>EBITDA %</b>	<b>21.5%</b>	<b>22.9%</b>	<b>22.0%</b>

# Net Financial Position

(€m)  
Dec 31, 2024

<b>Cash and cash equivalents</b>	<b>409</b>
<b>Short term debts vs banks</b>	<b>( 65)</b>
<b>Long term financial indebtedness</b>	<b>( 1.648)</b>
<b>IFRS 16 effect on debt</b>	<b>( 19)</b>
<b>Net Debt</b>	<b>( 1.322)</b>
<b>Leverage Ratio (Net Debt/EBITDA)</b>	<b>( 2,8)</b>