



Polynt Group

**Leading Global Composites, Coating Resins,
Specialty Additives & Building Blocks Player**

2025 Financial Information



Product Portfolio



c. 90% revenue from **#1** leadership positions..



...supported by exceptional technical service

Composite Formulations

Tailored / high-spec formulations with superior performance characteristics vs. legacy materials

- Specialty | **#1** Globally
- High-Performance | **#1** Globally
- Conventional | **#1** Globally

Composite Solutions

High-value differentiated downstream composite products used in specialty applications

- Protective Coatings | **#1** Globally
- Compounds | **#1** in Europe
- Vinyl Esters & Other | **#2** Globally

Coating Resins

Broad portfolio of performance, industrial & architectural coatings used as protective layers & barriers

- Coating Resins⁽¹⁾ | **#1** in North America

Specialty Additives & Building Blocks

Organic anhydrides & derivatives supported by proprietary technologies

- SPP / Catalysts / TMA⁽²⁾ | **#1** in EU/NA
- Specialty Curing Agents | **#1** in EU/NA
- Specialty Esters | **#1** in Europe

Overview

Revenue 2025: € 833,4 mm



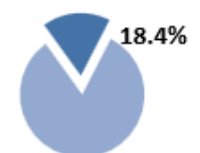
Revenue 2025: € 373,9 mm



Revenue 2025: € 308,3 mm



Revenue 2025: € 348,7 mm



% of total revenue



Construction



Transportation



Appliances



Infrastructure



Electrical



Marine



Wind



Automotive

...providing critical solutions to diversified end-markets



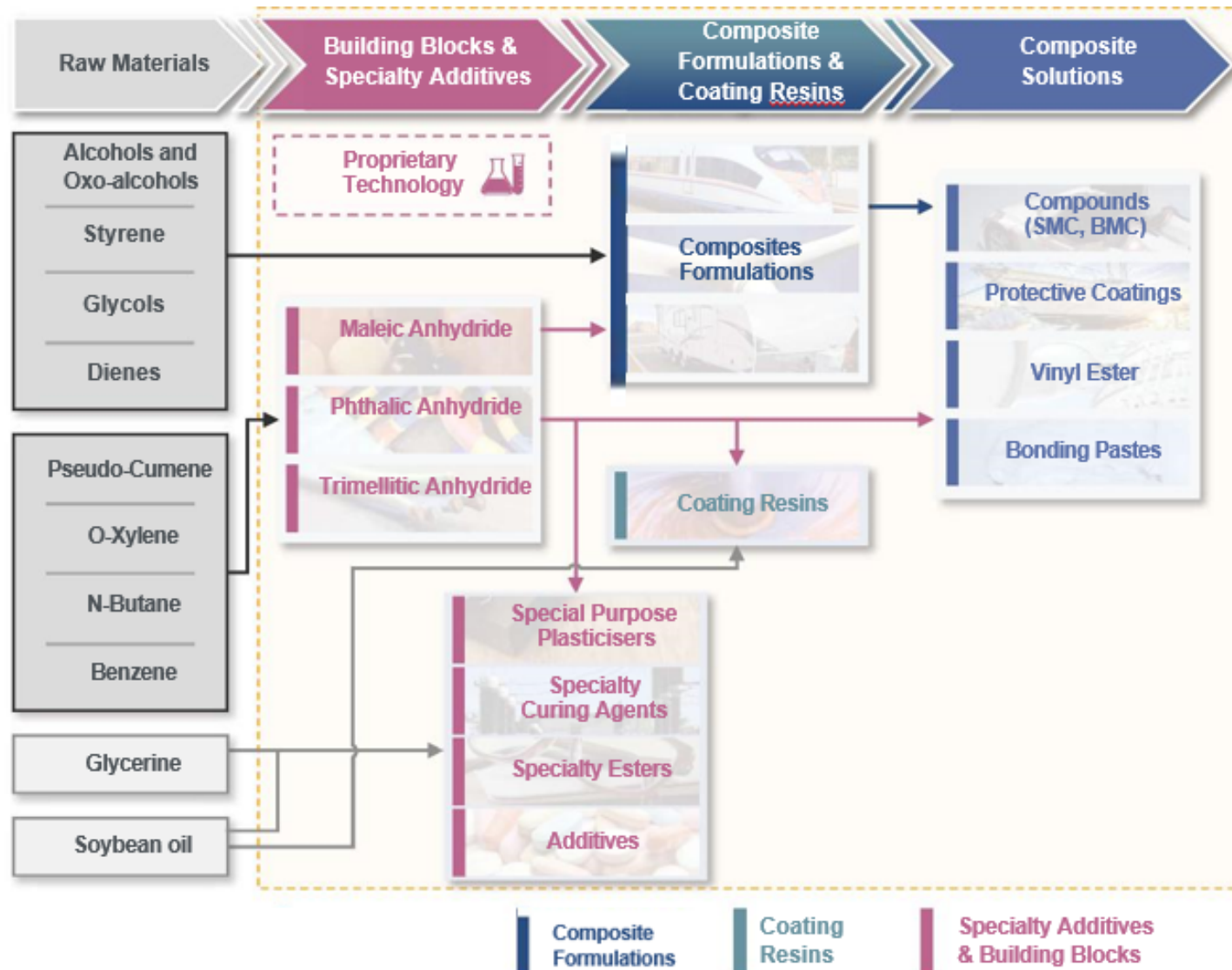
Composites increasingly substitute legacy materials given superior performance characteristics

- High strength-to-weight ratio
- High durability
- Lower energy consumption
- Recycling possibilities
- Manufacturing into complex shapes
- Cost competitiveness in high-end applications
- Corrosion resistance

Source: Company information

● Composite Formulations
 ● Composite Solutions
 ● Coating Resins
 ● Specialty Additives & Building Blocks

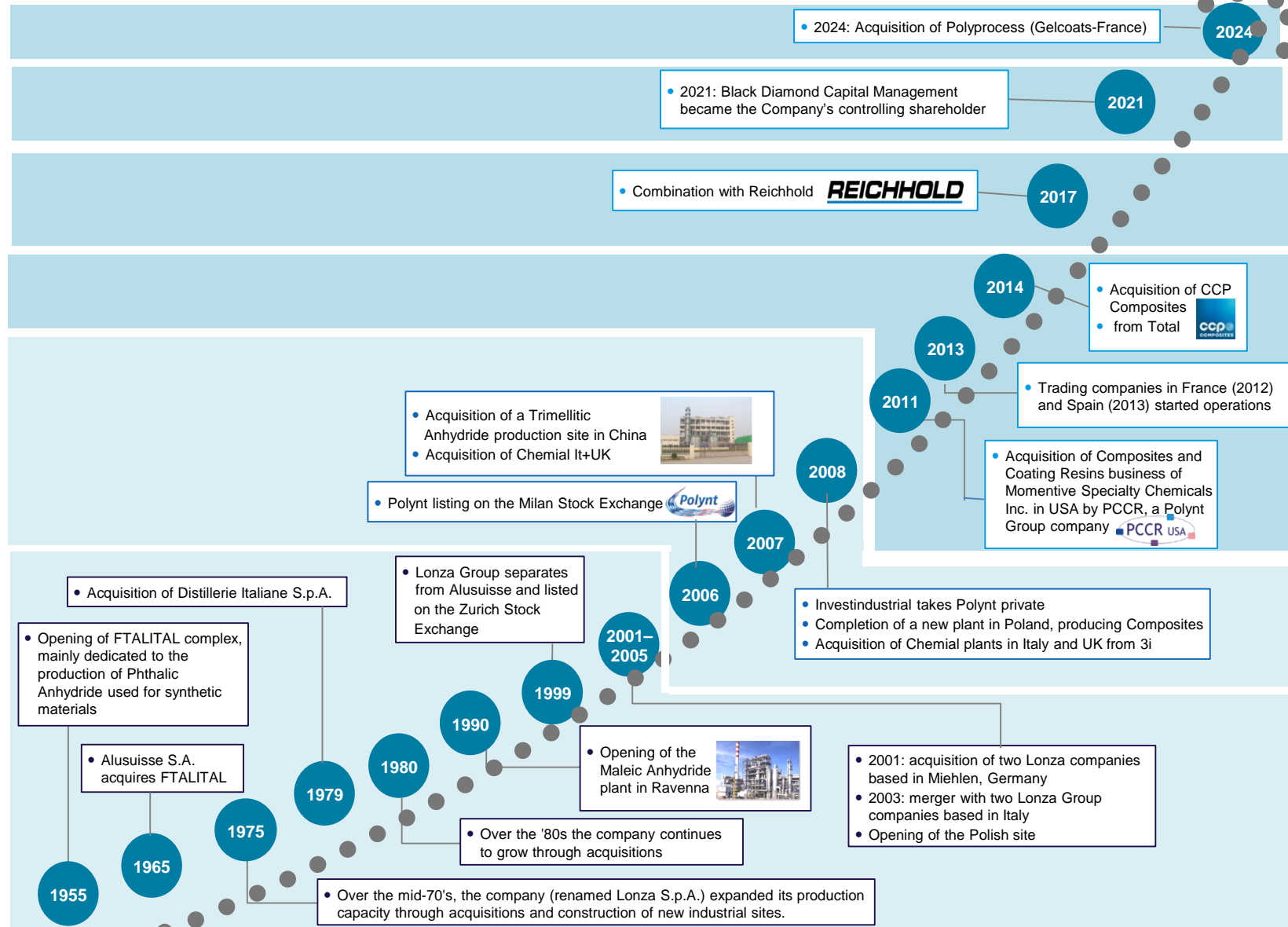
Integrated Platform Providing Portfolio Differentiation



Polynt: 70 years of success in the chemicals industry

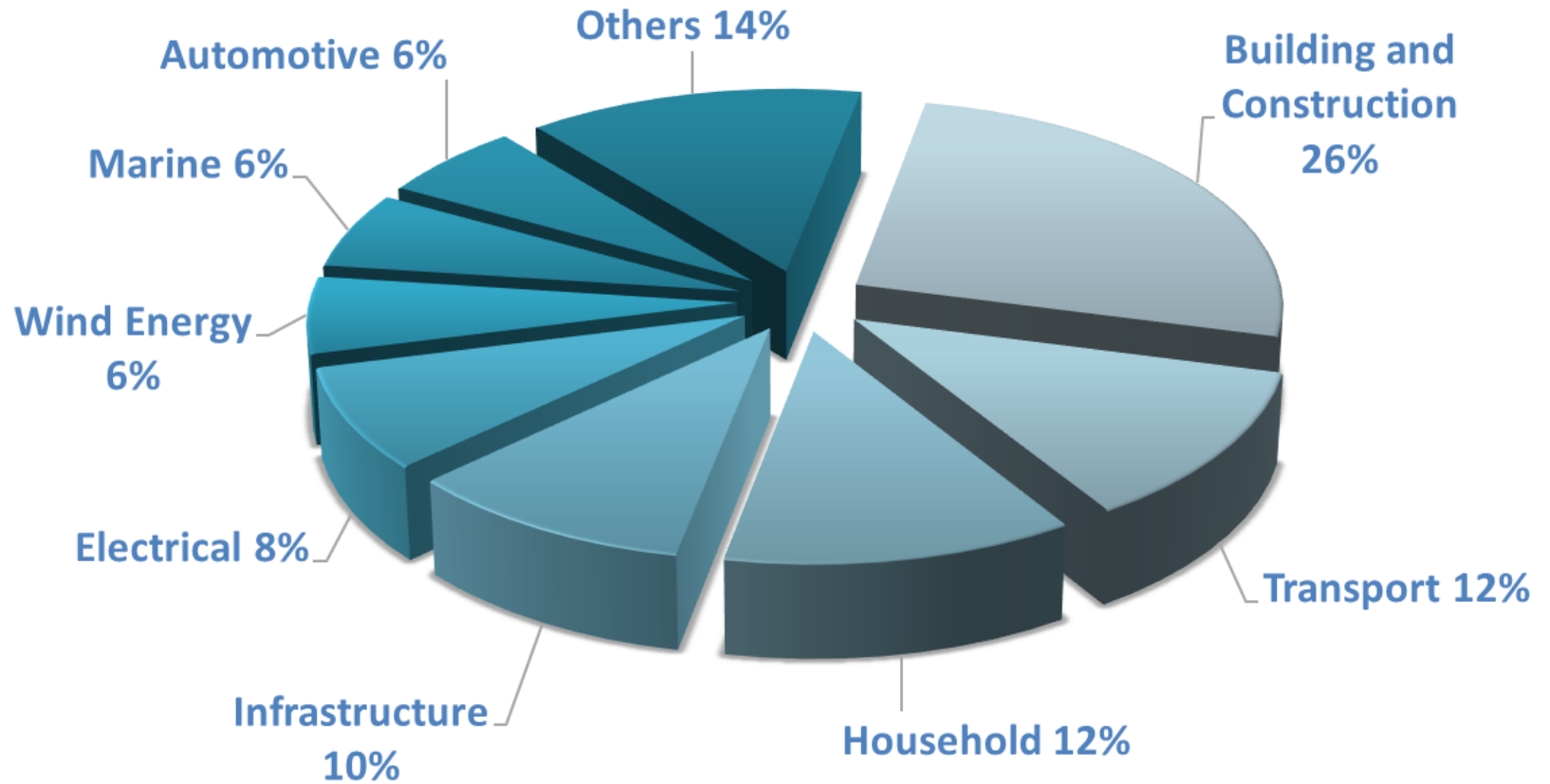
Corporate development timeline

Since Polynt was independent, non-stop growth through M&A and greenfield investments to become the global leader in Composites and a major player in the Specialty Additives & Building Blocks business.

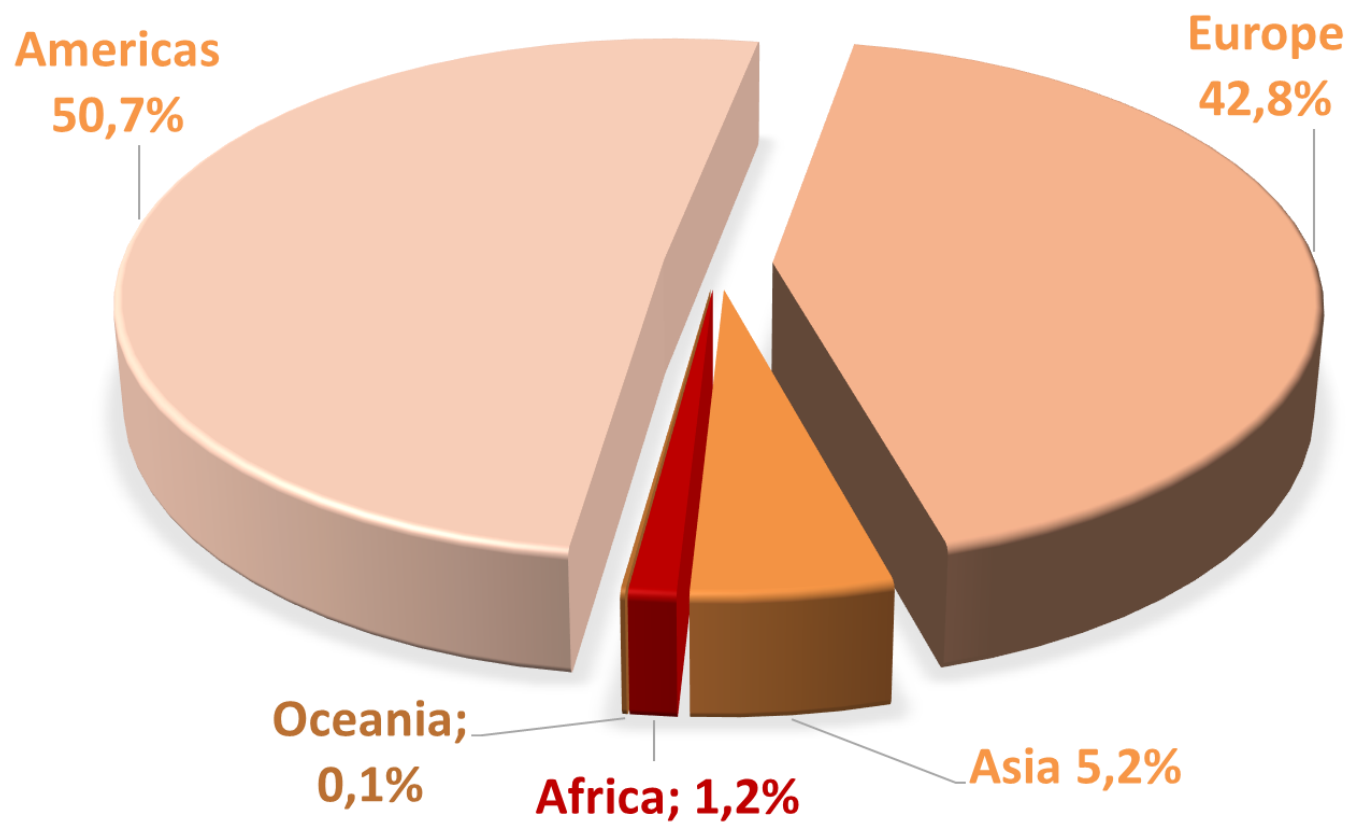


Historical development of product portfolio under Swiss corporations control

Revenues breakdown by end market



Sales by geography



Financial highlights

	Actual 2023	Actual 2024	Actual 2025
Volumes sold to third parties (Ktons)	786	757	680
Revenues (€m)	2,389	2,162	1,898
EBITDA (€m)	548	476	420
EBITDA %	22.9%	22.0%	22.1%

Net Financial Position

(€m)
Dec 31, 2025

Cash and cash equivalents	634
Short term debts vs banks	(35)
Long term financial indebtedness	(1,698)
IFRS 16 effect on debt	(19)
Net Debt	(1,118)
Leverage Ratio (Net Debt/EBITDA)	(2.7)